

# SYLVANIA Lamps

## LED TruWave® Selectable Lamps

### Application

SYLVANIA TruWave CCT Selectable Lamps come in five different color temperature settings, letting you choose the best option to retrofit your space, all while utilizing TruWave technology.

### Benefits and Features

- Each lamp comes with an option of five different CCTs (2700K, 3000K, 3500K, 4000K or 5000K)
- Toggle switch located on the lamp to easily change between CCTs (A19, A21, BR30, BR40)
- Twist the toggle located towards the base of the lamp to easily change between CCTs (PAR38)
- Mimics the natural light spectrum for improved sleep/wake cycles
- Less intense blue light for reduced eyestrain
- Excellent 90+ color rendering
- Available beam angle: 40° (PAR38 only)
- A-line and BR: Suitable for use in dry and damp locations
- PAR: Suitable for use in dry, damp and wet locations

### Electrical

- 120V<sub>AC</sub>
- Dimmable

### Rated Life

- 15,000 hours (L<sub>70</sub>) for A19, A21, BR30, BR40
- 25,000 hours (L<sub>70</sub>) for PAR38

### Warranty

- 5 year
- NLB Trusted Warranty Program

### Ambient Operating Range

- -4°F to +104°F (-20°C to +40°C) (A19, A21, BR30, BR40)
- -4°F to +113°F (-20°C to +45°C) (PAR38 only)



**TruWave®**  
See + Feel Better

### Wattage Comparison

Traditional Source	Traditional Wattage	LED Wattage	Energy Savings
A19 Incandescent	60W	9W	85%
A21 Incandescent	100W	13W	87%
BR30 Incandescent	65W	7.5W	88%
BR40 Incandescent	85W	15W	82%
PAR38 Halogen	120W	15.5W	87%

### Certifications and Listings

- cULus
- cETLus
- RoHS
- FCC
- Title 20 Tier 2 compliant



LED584R2 3-24



## Specification Data

Catalog #	Type
Project	
Comments	
Prepared by	

## Ordering Guide

LED	XXX	XXXXX	DIM	9	SC3	TL	XXXXX
Product Name	Wattage	Lamp Type	DIM = Dimmable	CRI	Color Temperature	TL = TruWave®	Beam Angle
LED = LED	9 = 9 watts	A19		9 = 90	SC3 = Selectable		FL40 = 40° Flood
Technology	15 = 15 watts	A21			2700K/3000K/3500K/ 4000K/5000K		(PAR38 only)
	7.5 = 7.5 watts	BR30					RP = Retail package
	13 = 13 watts	BR40					
	15.5 = 15.5 watts	PAR38					

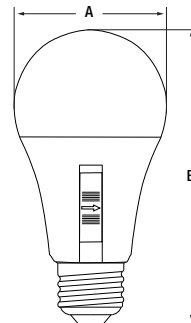
## Ordering Information

Item Number	Ordering Abbreviation	Wattage (W)	Base Type	Replaces	Input Voltage (V)	Average Rated Life (hrs.)	CCT	Typical Lumens (lm)	CRI	Power Factor	Bulb Finish	Case Qty.
42109	LED9A19DIM09SC3RP	9	E26 Medium	60W	120	15,000	2700K/3000K/3500K/ 4000K/5000K	800	90	0.7	Plastic	8
42110	LED15A21DIM09SC3RP	15	E26 Medium	100W	120	15,000	2700K/3000K/3500K/ 4000K/5000K	1600	90	0.7	Plastic	8
41922	LED7.5BR30DIM9SC3TLRP	7.5	E26 Medium	65W	120	15,000	2700K/3000K/3500K/ 4000K/5000K	650	90	>.7	Plastic	6
42108	LED13BR40DIM9SC3RP	13	E26 Medium	85W	120	15,000	2700K/3000K/3500K/ 4000K/5000K	1100	90	0.7	Plastic	4
41522	LED15.5PAR38DIM9SC3TLFL40RP	15.5	E26 Medium	120W	120	25,000	2700K/3000K/3500K/ 4000K/5000K	1300	90	>.7	Plastic	6

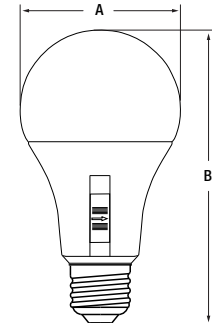
## Physical Information

Lamp Description	(A) Diameter in (mm)	(B) Height in (mm)
A19 CCT Select	2.36 (60)	4.64 (118)
A21 CCT Select	2.75 (70)	5.0 (128)
BR30 CCT Select	3.74 (95)	5.12 (130)
BR40 CCT Select	4.72 (120)	6.25 (159)
PAR38 CCT Select	4.76 (121)	5.12 (130)

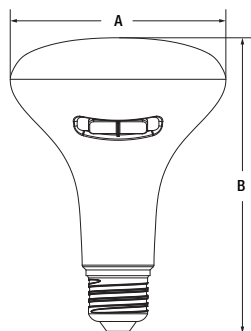
A19



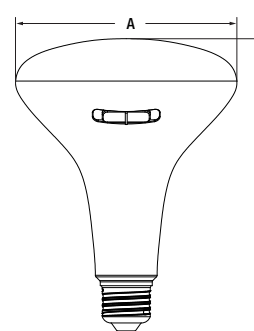
A21



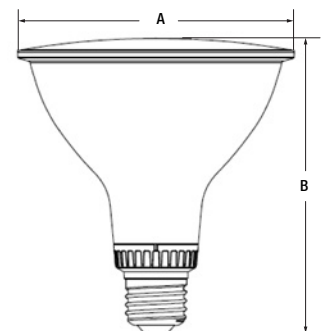
BR30



BR40



PAR38



LEDVANCE LLC  
 181 Ballardvale Street, Suite 203  
 Wilmington, MA 01887 USA  
 Phone 1-800-LIGHTBULB (1-800-544-4828)  
[www.ledvanceUS.com](http://www.ledvanceUS.com)

SYLVANIA and LEDVANCE are registered trademarks.  
 All other trademarks are those of their respective owners.  
 Licensee of product trademark SYLVANIA in general lighting.  
 Specifications subject to change without notice.



SCAN TO FOLLOW US  
 ON SOCIAL MEDIA

